

Drawing GANTT Charts and Project Management on Linux, (Microsoft Project substitute for Unix)

Author : admin

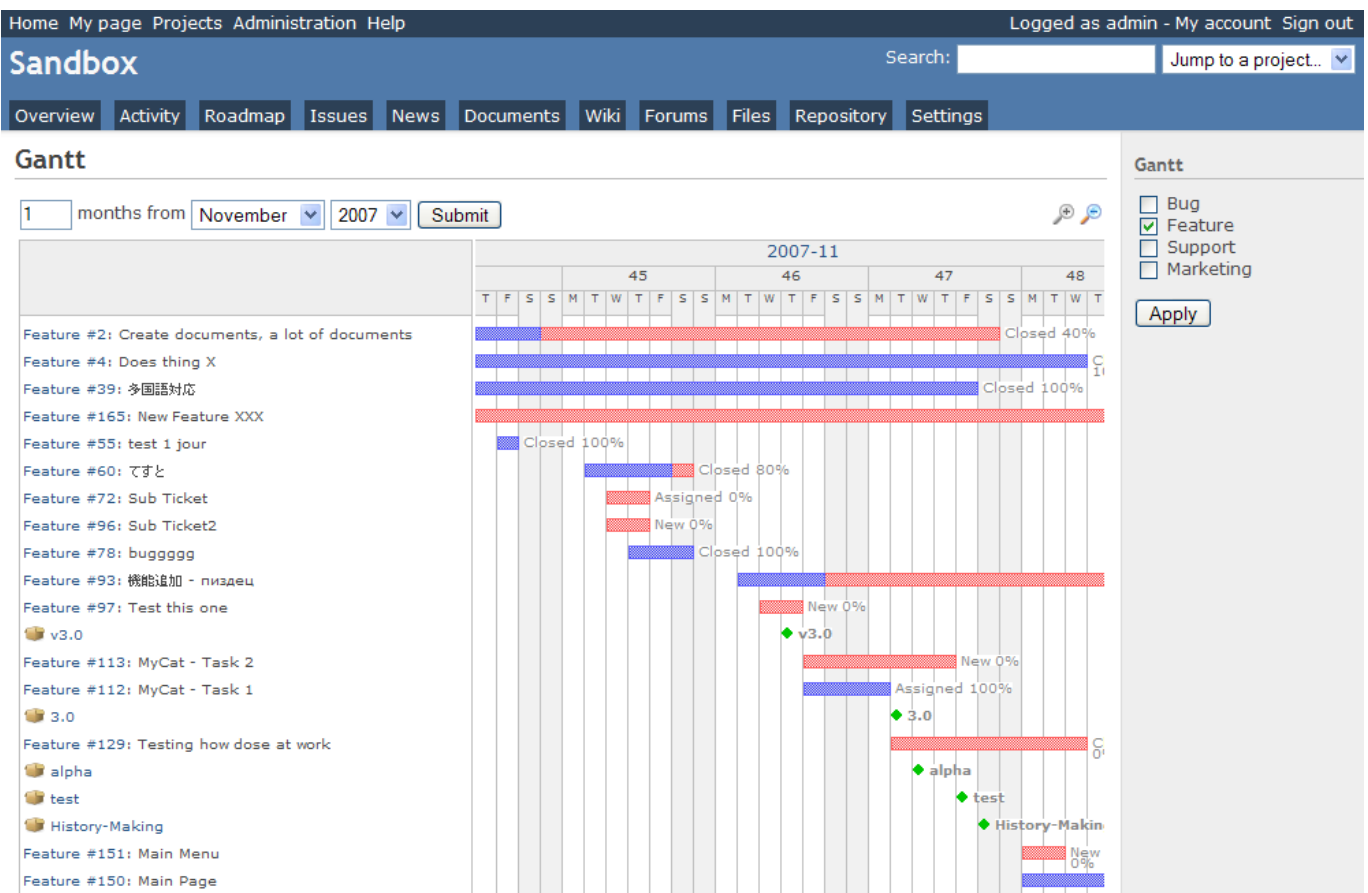
I'm studying Project Management, right now. In that spirit of thoughts I and a couple of other guys are building a *Project Plan*.

As it Project Plan it's necessary to put a **GANTT Chart** in it to show visually the project timeline (the phases), the duration and the inter-relation between the different tasks which leads the project to an actual completion.

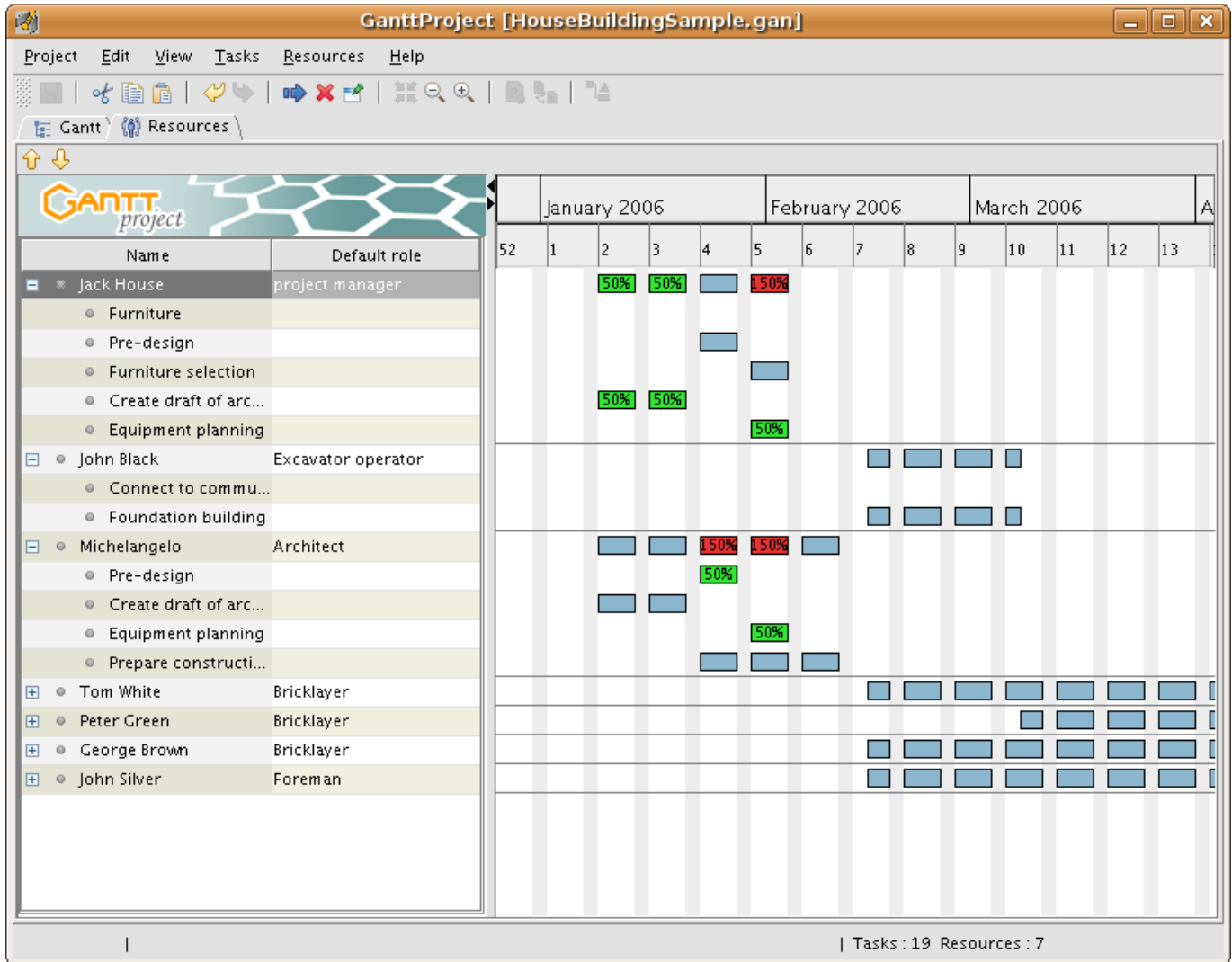
After a bit of thorough research online on available software to deal with project management and particularly, ones that are capable to build a GANTT charts on Linux / BSD.

I've come with the following list of software capable to be a substitute for the **Microsoft Project** software.

[Redmine GANTT Chart](#)

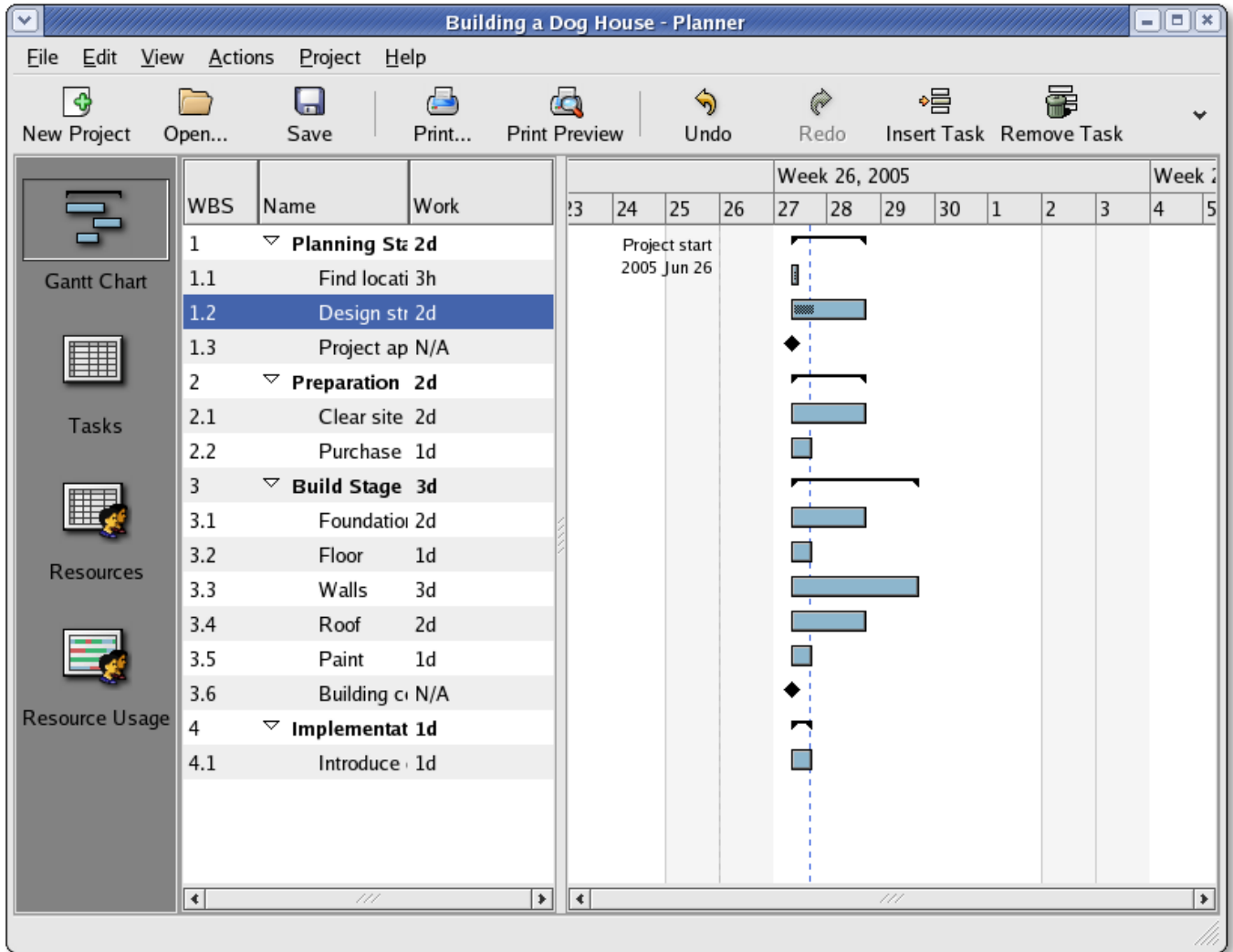


1. [Gantt Project](#)



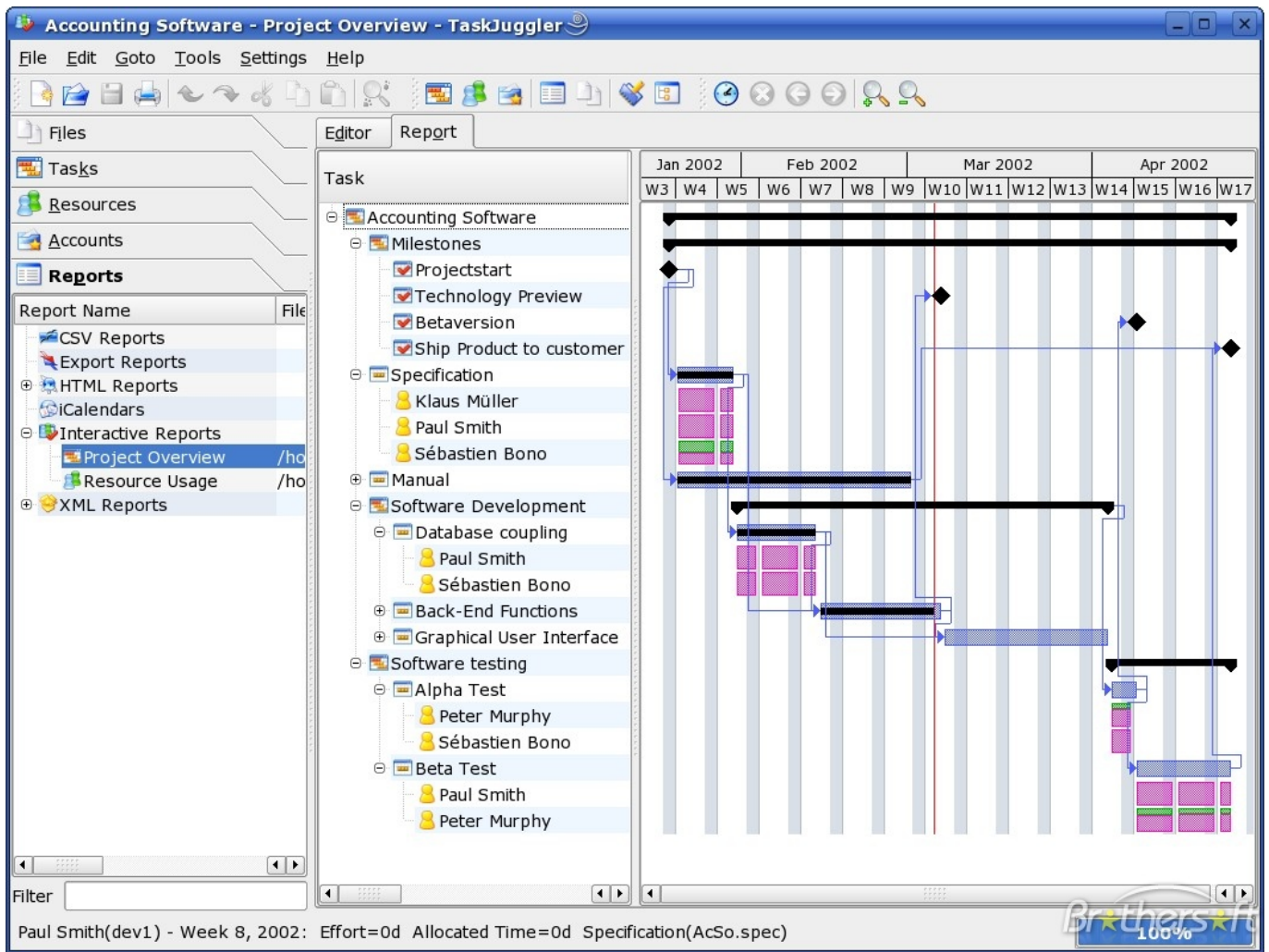
GANTTProject Chart

2. [Gnome Planner](#)



Planner GANTT Chone Chart

3. [Task Juggler](#) Project Manager with GANTT Capability for (KDE)



Task Juggler

4. [JxProject](#) - This software is not free, though it can be considered almost free

Take a look also at:

5. [Trac](#) , though it doesn't really support GANTT charts it's a lovely software to be used for PM.

 Search

[Login](#) | [Settings](#) | [Help/Guide](#) | [About Trac](#)

	Wiki	Timeline	Roadmap	Browse Source	View Tickets	New Ticket	Search
--	------	----------	---------	---------------	---------------------	------------	--------

This report: [Edit](#) | [Copy](#) | [Delete](#) | [New Report](#) | [Custom Query](#)

{9} Time Tracking (7 matches)

Ticket	Planned	Spent	Remaining	Accuracy	Customer	Summary	Component	Status
#6	10h		10h	0.0	milestone1	asdf	component1	new
#5	2h	4h	0h	2.0	milestone1	234	component1	new
#4				0.0	milestone1	yxcv	component1	new
#3	4h	4h		0.0	milestone1	test3	component1	closed
#2	4h	2h	2h	0.0	milestone1	test2	component1	new
#1	8h	7.0h	3.0h	2.0	milestone1	test 1	component1	new
#7	1h			-1.0	milestone2	3452345	component1	new

Note: See [TracReports](#) for help on using and creating reports.

Download in other formats:

[XML](#) | [RSS Feed](#) | [Comma-delimited Text](#) | [Tab-delimited Text](#) | [SQL Query](#)



Powered by [Trac 0.9.pre](#)
By [Edgewall Software](#).

Visit the Trac open source project at
<http://trac.edgewall.com/>

Another option you have is to try out:

6. [PHPProjekt](#)

Update 20.09.2016 - PHPProjekt Old download link is no longer active

It is this link <http://www.phprojekt.com/>, but the page doesn't seem to be active any more. I thought you might want to update.

If you are looking for an alternative please check out <http://wiht.link/PHPProjekt-PM>, it may make a suitable replacement.

Kind Regards,
Tom Wilcox

That piece of software really looks promising, especially if we consider that it's web based and how much essential is today to have an online tools for doing the ordinary desktop jobs.

You can even check an [online demo of the PHPProjekt software here](#)

If you're a type of KDE user you definitely [has to try out Kplato](#)

