


## How to permanently enable Cookies in Lynx text browser - Disable accept cookies prompt in lynx console browser

Author : admin

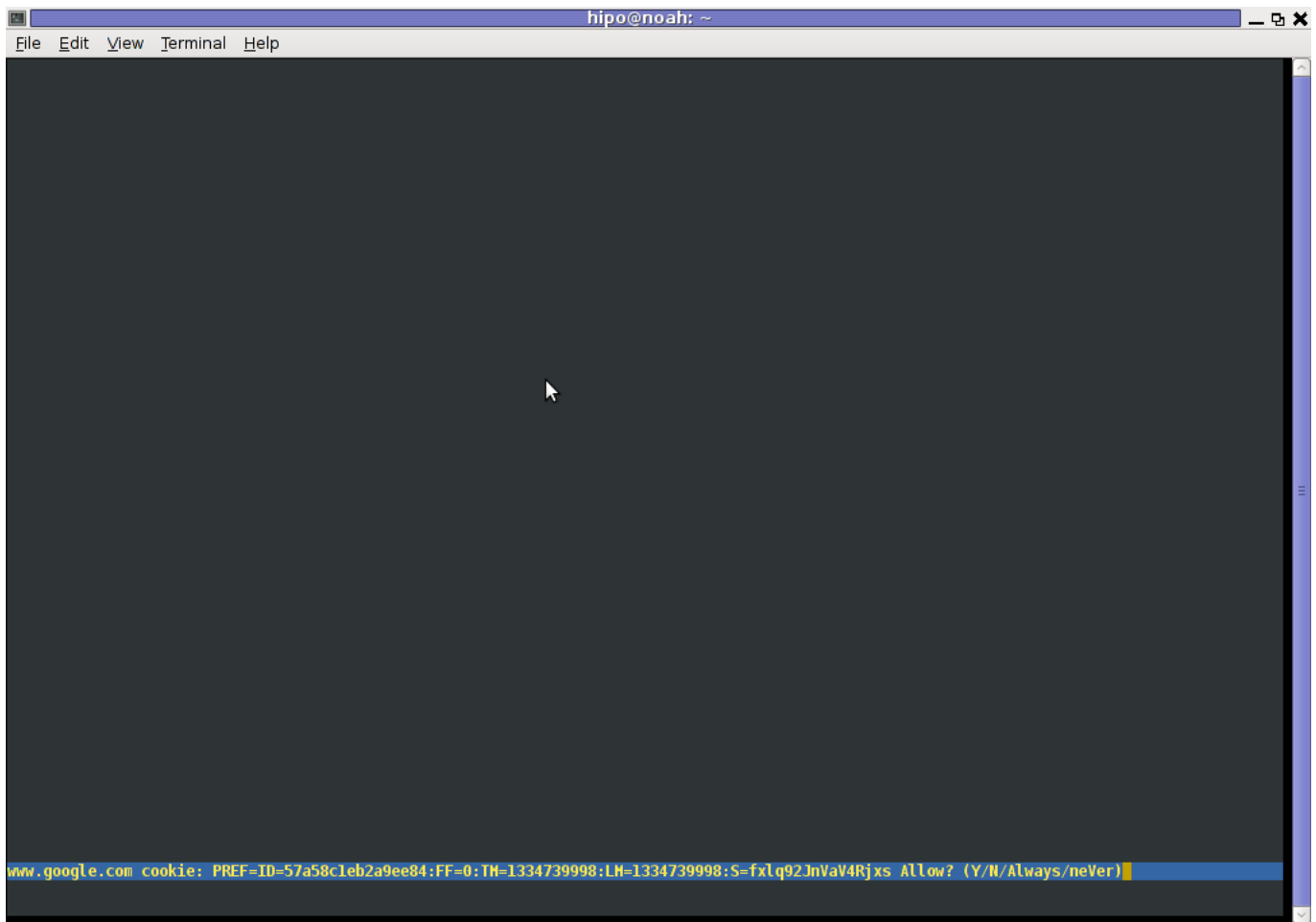


The default behaviour of **lynx** - *console text browser* on Linuces, BSD and other free Oses is to always ask, for the accept cookies prompt once an internet web page is opened that requires browser cookies to be enabled.

I should admin, having this "secure by default" (always ask for new cookies) behaviour in lynx was a good practice from a security point of view.

Another reason, why this cookies prompt is enabled by default is back in the days, when **lynx** was actively developed by programmers the websites with cookies support was not that many and even cookies was mostly required for user/pass authentication (all those who still remember this days the websites that requires authentication was a way less than today) ...

With this said the current continuing security cautious behaviour in the browser, left from its old days is understandable.



However I personally sometimes, need to use *lynx* more frequently and this behaviour of *always opening a new website in text mode in console* to prompts me for a cookie suddenly becomes a big waste of time if you use *lynx* to browser more than few sites. Hence I decided to change the default way *lynx* handles cookies and make them enabled by default instead.

Actually even in the past, when I was mainly using internet in console on every new server or home Linux install, I was again making the cookies to be permanently accepted.

Everyone who used *lynx* a few times already knows its "annoying" to all time accept cookie prompts ... This provoked me to write this short article to explain how enabling of constant cookie accepting in *lynx* is done

To enable the persistent cookies in *lynx*, one needs to edit **lynx.cfg** on different GNU / Linux and BSD\* distributions *lynx.cfg* is located in different directory.

Most of the *lynx.cfg* usual locations are **/etc/lynx/lynx.cfg** or **/etc/lynx.cfg** as of time of writing this post in **Debian Squeeze GNU / Linux** the *lynx.cfg* is located in **/etc/lynx-cur/lynx.cfg**, whether for FreeBSD / NetBSD / OpenBSD users the file is located in **/usr/local/etc/lynx.cfg**

What I did to allow all cookies is open **lynx.cfg** in *vim* edit and change the following lines:

a)

```
#FORCE_SSL_COOKIES_SECURE:FALSE
```

with

```
FORCE_SSL_COOKIES_SECURE:TRUE
```

b)

```
#SET_COOKIES:TRUE
```

uncomment it to:

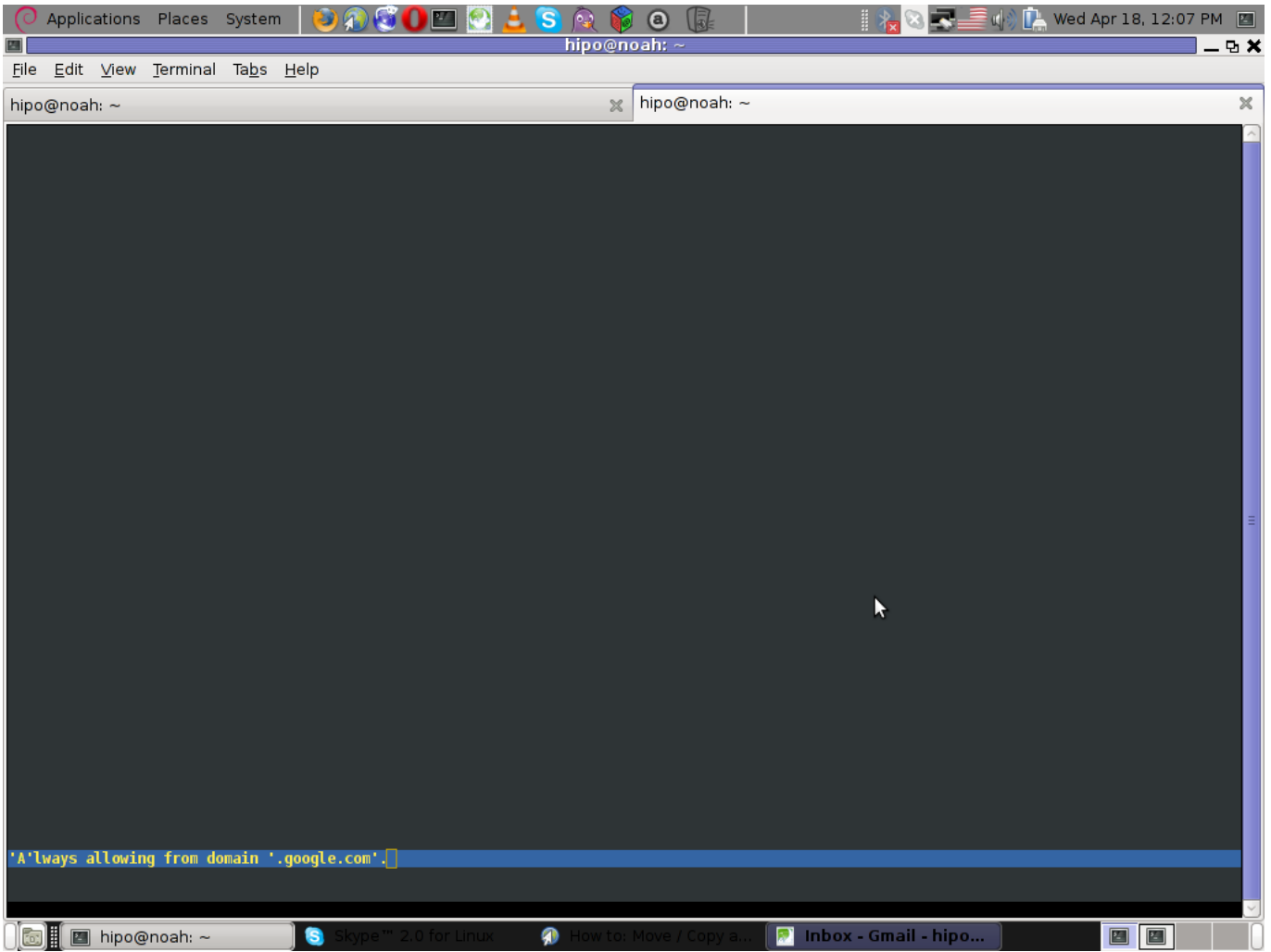
```
SET_COOKIES:TRUE
```

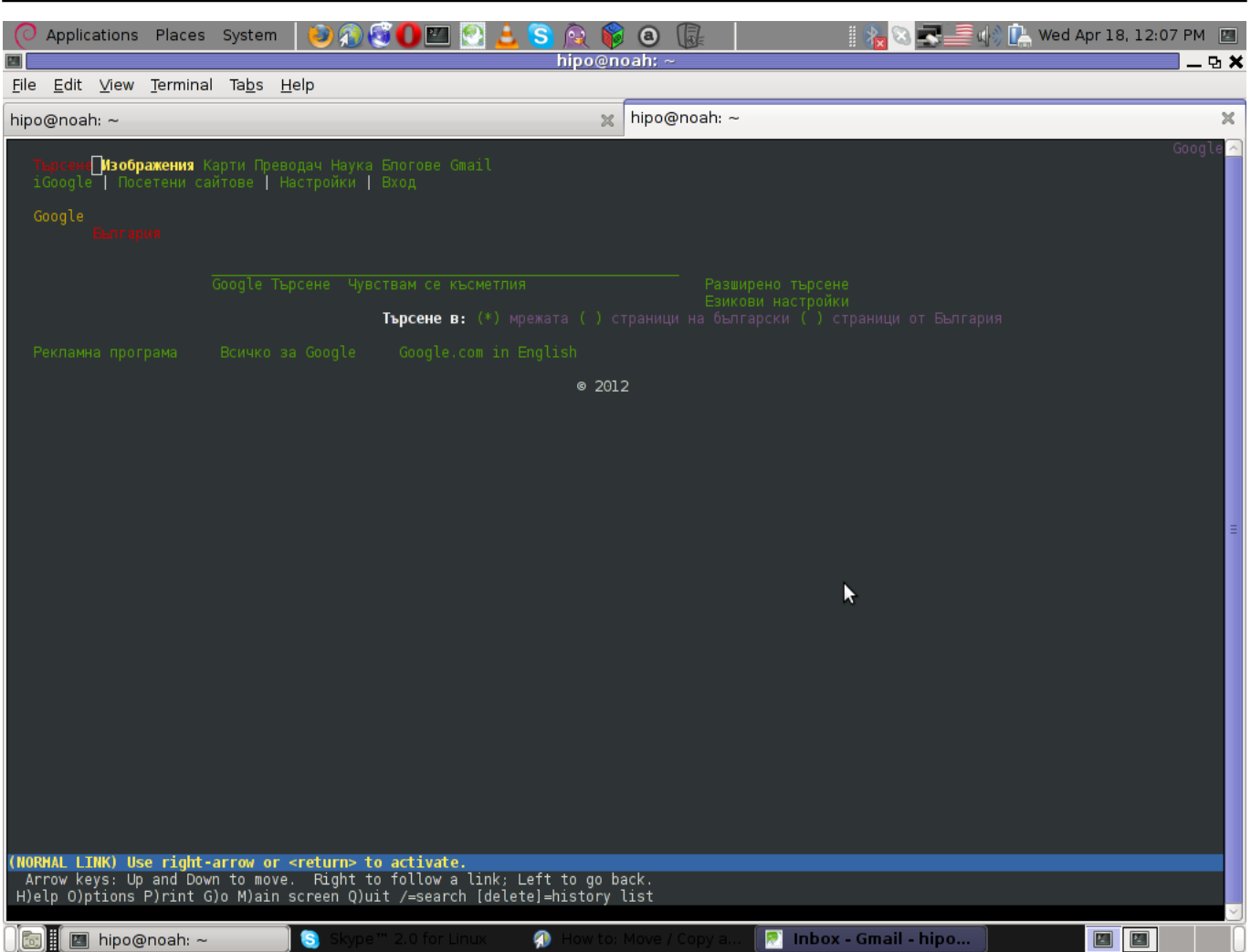
c) next, change

```
ACCEPT_ALL_COOKIES:FALSE
```

```
ACCEPT_ALL_COOKIES:TRUE
```

Onwards opening any website with lynx auto-accepts the cookies.





For people who care about their security (who still browse in console (surely not many anymore)), permanently allowing the cookies is not a good idea. But for those who are ready to drop off little security for convenience it's ok.